
Pedestrian Traffic Counts in Downtown Kingston!

A Comparative Analysis: 2015 - 2019

August 2019

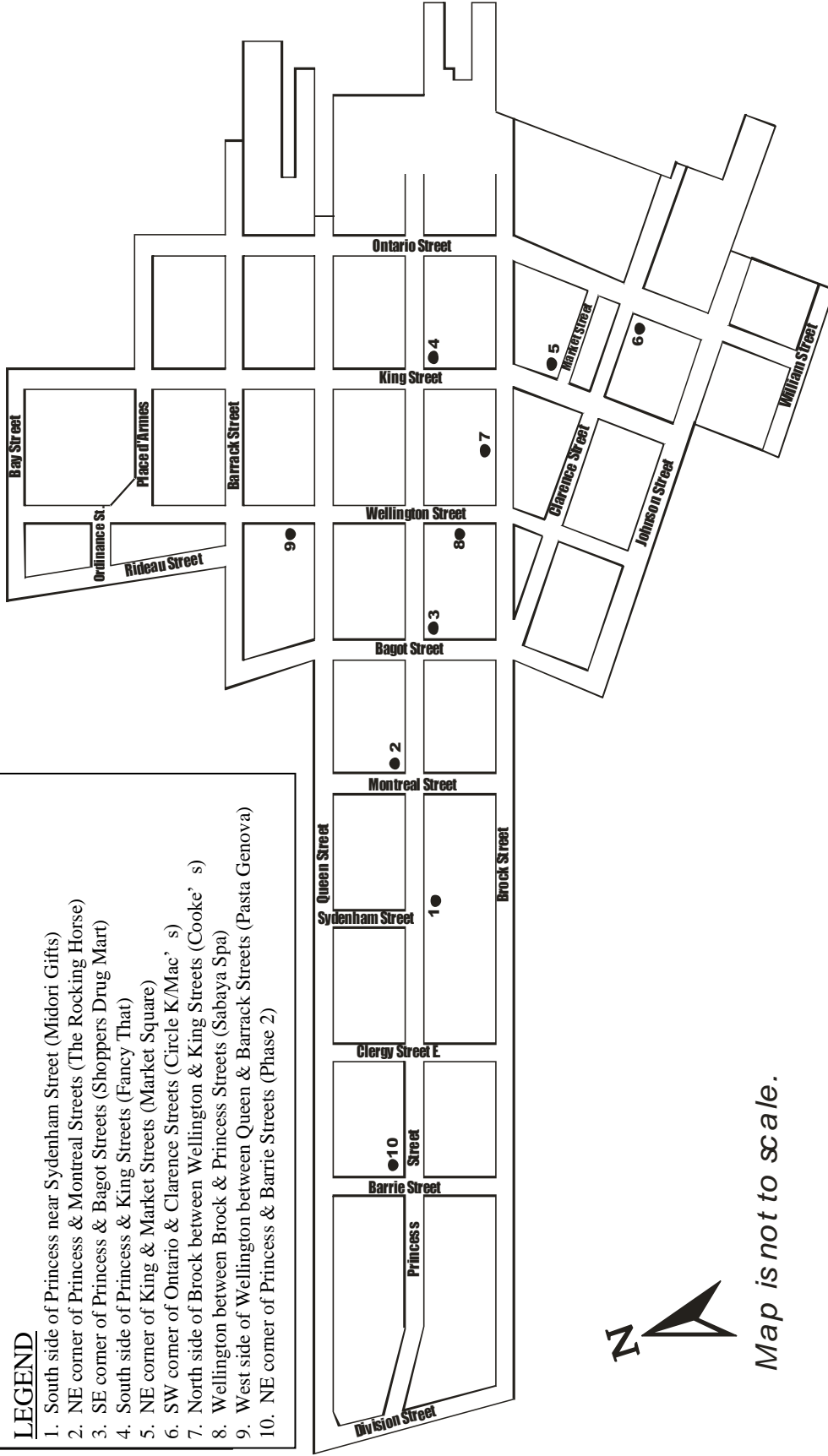


SHOP. DINE. ENJOY.
www.downtownkingston.ca

SHOP. DINE. ENJOY.

www.downtownkingston.ca

- LEGEND**
1. South side of Princess near Sydenham Street (Midori Gifts)
 2. NE corner of Princess & Montreal Streets (The Rocking Horse)
 3. SE corner of Princess & Bagot Streets (Shoppers Drug Mart)
 4. South side of Princess & King Streets (Fancy That)
 5. NE corner of King & Market Streets (Market Square)
 6. SW corner of Ontario & Clarence Streets (Circle K/Mac's)
 7. North side of Brock between Wellington & King Streets (Cooke's)
 8. Wellington between Brock & Princess Streets (Sabaya Spa)
 9. West side of Wellington between Queen & Barrack Streets (Pasta Genovya)
 10. NE corner of Princess & Barrie Streets (Phase 2)



Map is not to scale.

Background Information

Pedestrian Traffic 2015 to 2019

Locations:

1. South side of Princess near Sydenham Street (Midori Gifts)
2. NE corner of Princess & Montreal Streets (The Rocking Horse)
3. SE corner of Princess & Bagot Streets (Shoppers Drug Mart)
4. South side of Princess & King Streets (Fancy That)
5. NE corner of King & Market Streets (Market Square)
6. SW corner of Ontario & Clarence Streets (Circle K/Mac's)
7. North side of Brock between Wellington & King Streets (Cooke's)
8. Wellington between Brock & Princess Streets (Sabaya Spa)
9. West side of Wellington between Queen & Barrack Streets (Pasta Genova)
10. NE corner of Princess & Barrie Streets (Phase 2)

Times:

Morning	(9:45 a.m. – 11:20 a.m.)
Lunch	(11:45 a.m.–1:20 p.m.)
Mid-Afternoon	(2:15 p.m. – 3:50 p.m.)
Early Evening	(6:15 p.m. – 7:50 p.m.)

Notes:

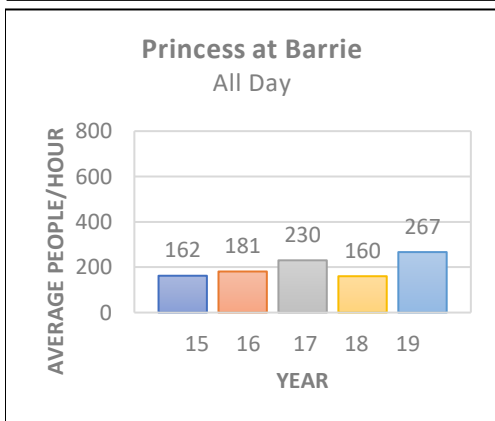
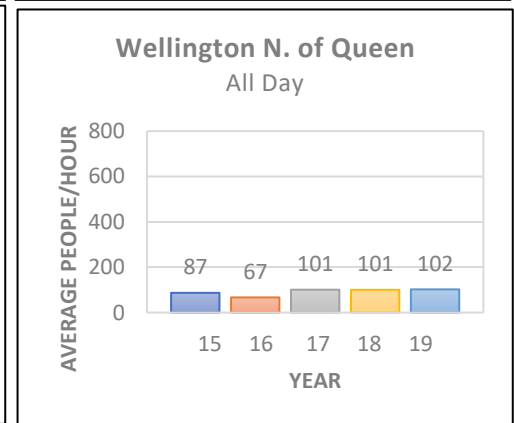
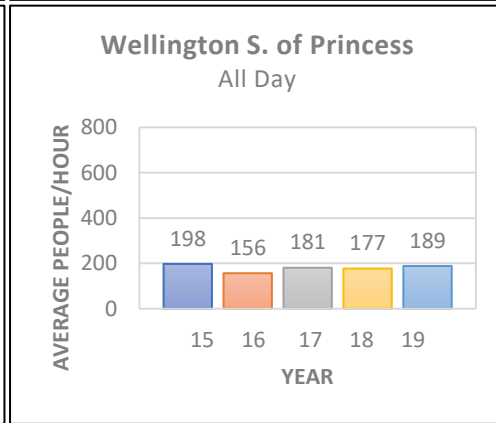
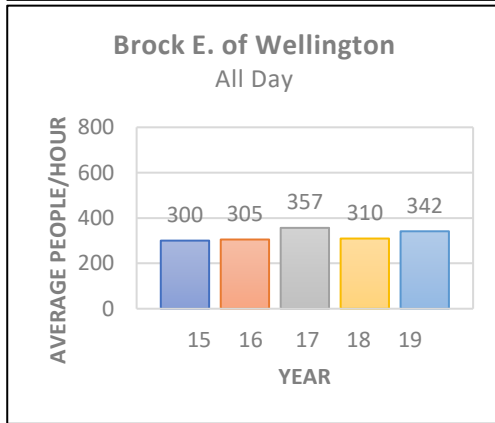
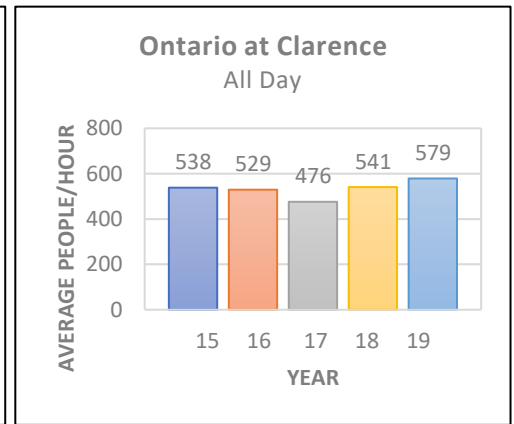
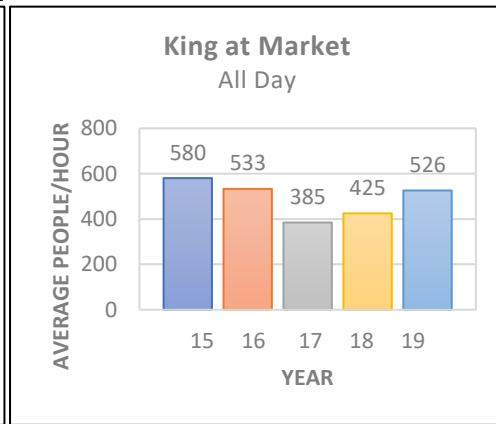
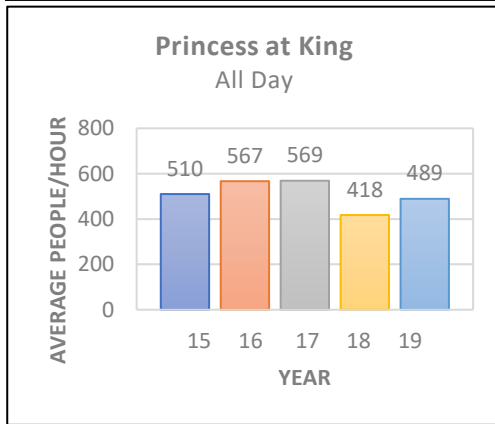
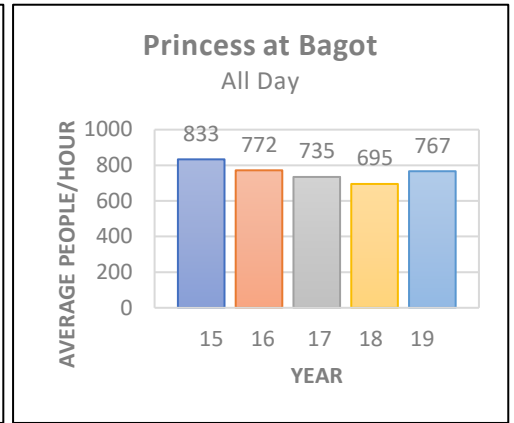
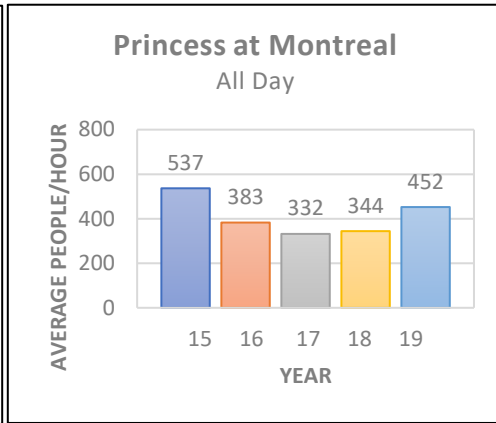
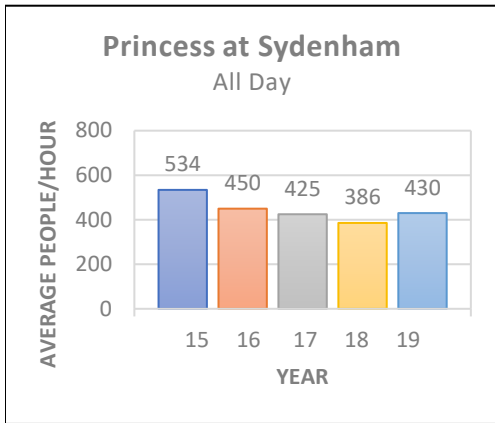
Pedestrians were counted for a fifteen-minute period as they crossed an imaginary line, in one location on one side of the street, and then were extrapolated for a full hour.

Locations 1-5 were counted, as in previous years, during the first week of the survey, which is the last week of July. Locations 6-10 were surveyed during the second week, which is the first week of August.

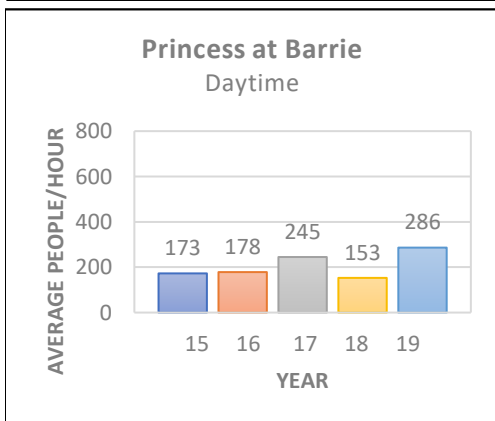
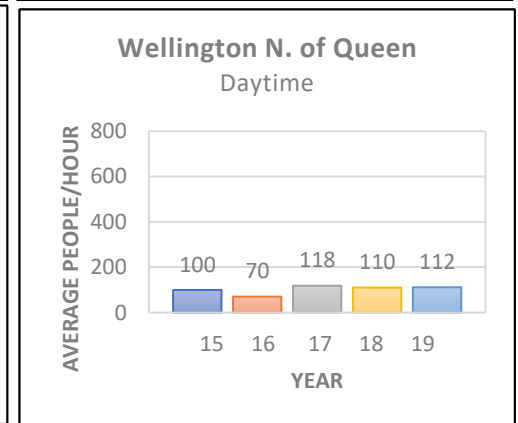
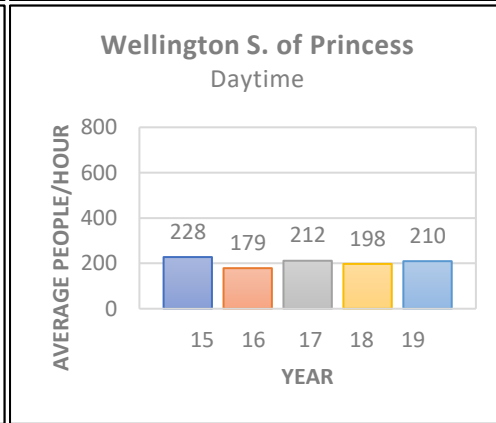
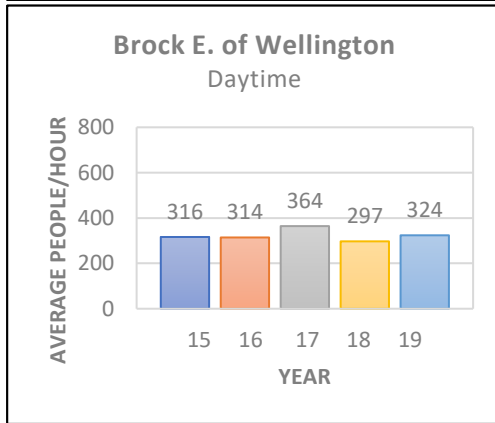
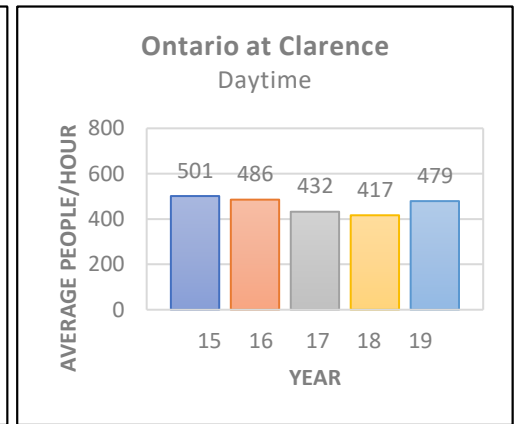
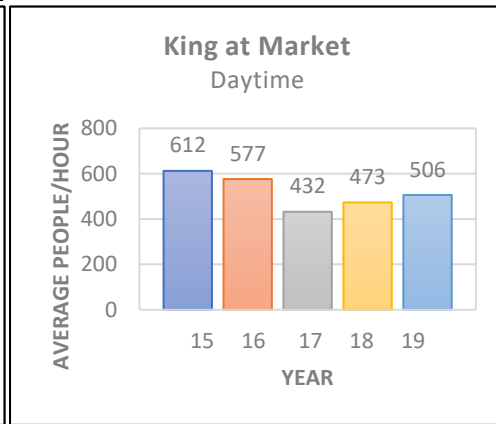
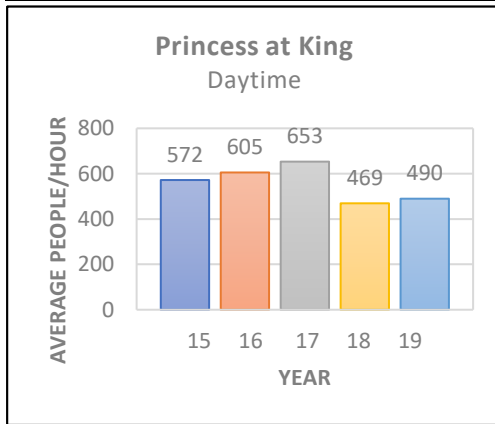
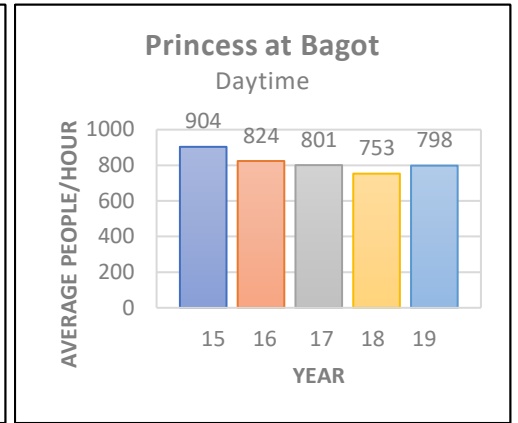
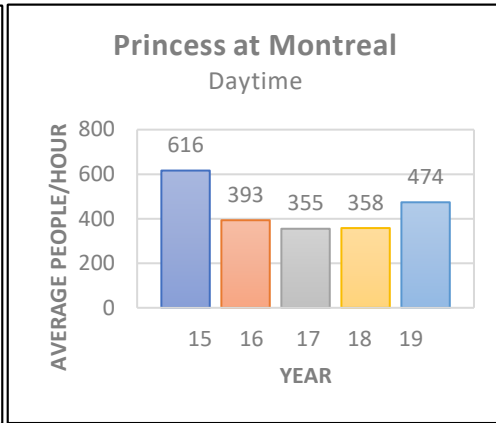
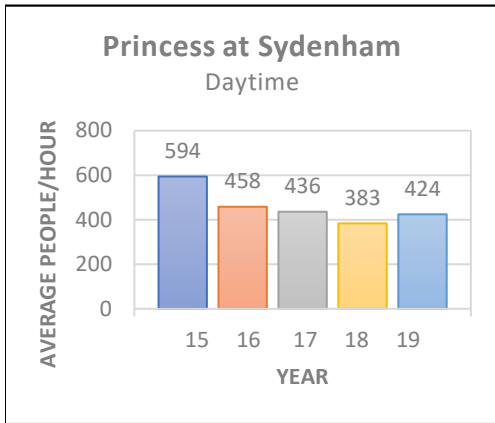
This was not a scientifically controlled survey i.e. sunny side versus shady side; actual time of 9:45 – 10:05 a.m. may not compare with 10:35 – 10:55 a.m. etc. The information is presented as a “Weekly (7 day) Average” of total pedestrian traffic per hour, between the hours as indicated.

Public Market days occur on Tuesdays, Thursdays and Saturdays, with an Antique Market occurring on Sundays throughout the survey in Market Square. Unlike most years, the Princess Street Promenade was held during the second week of the counts (August 3), which had a significant impact on the overall counts for the first week. This also occurred in 2017.

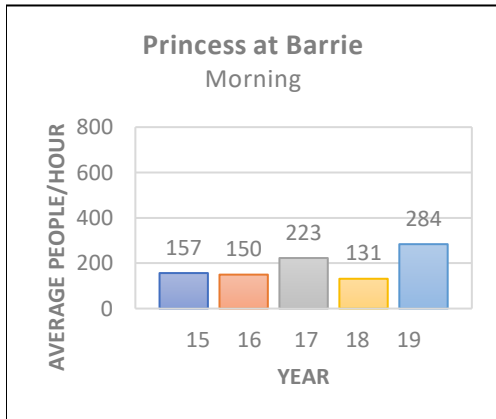
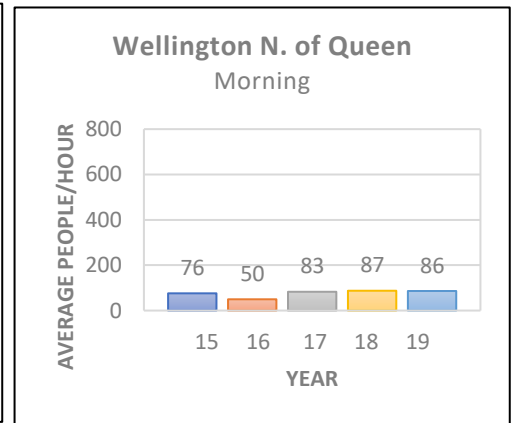
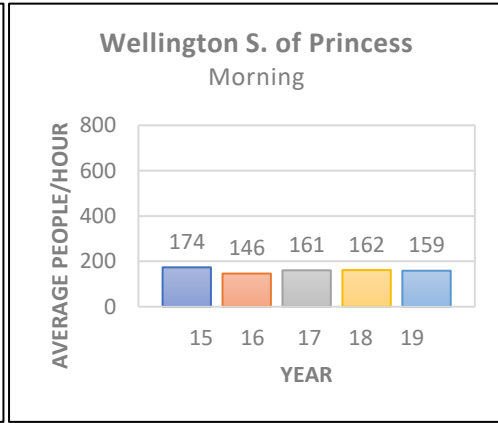
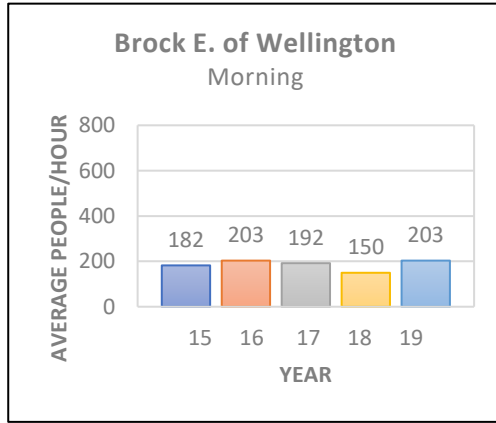
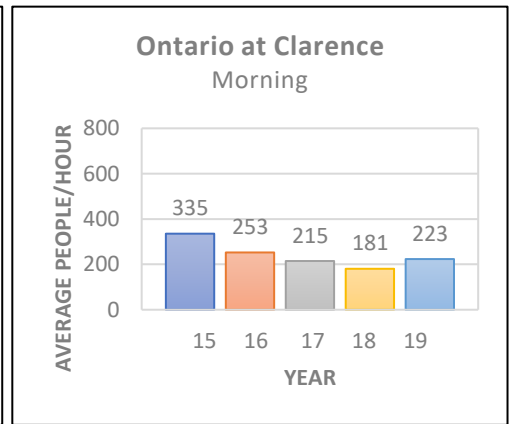
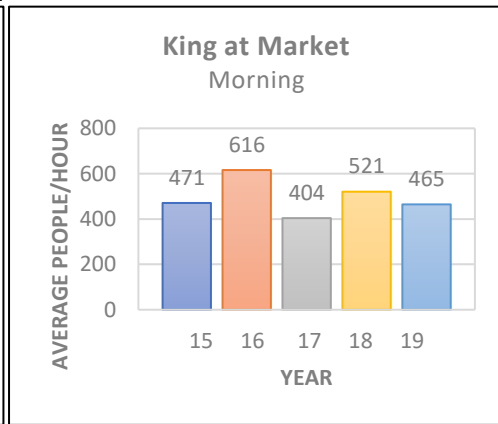
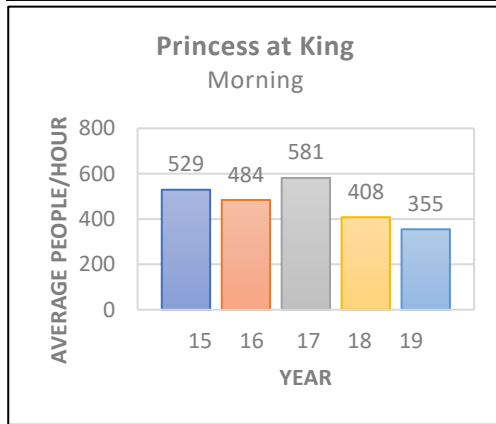
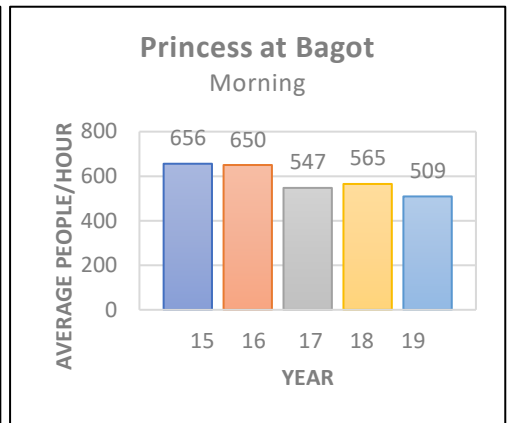
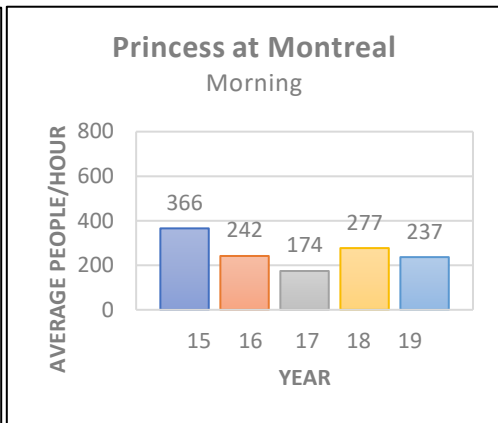
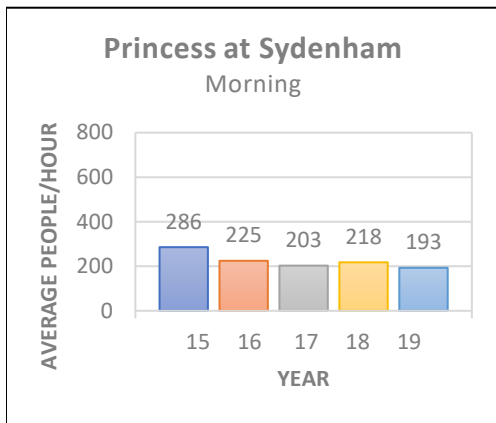
Average Number of People Per Hour - 9:45 a.m to 7:50 p.m.



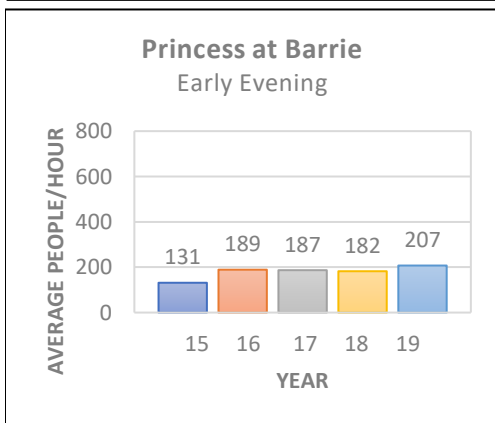
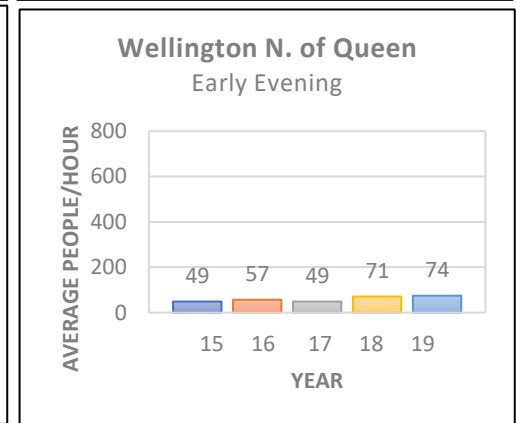
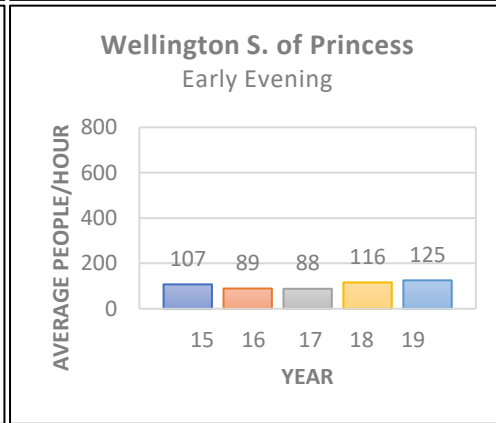
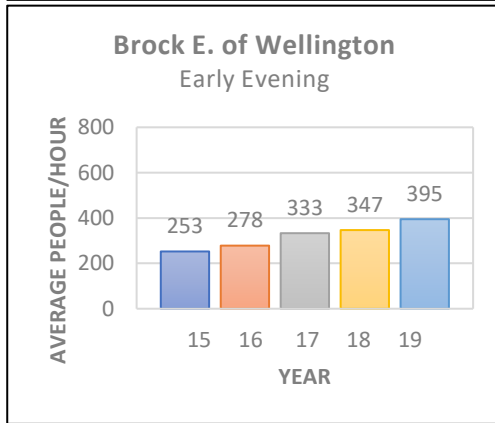
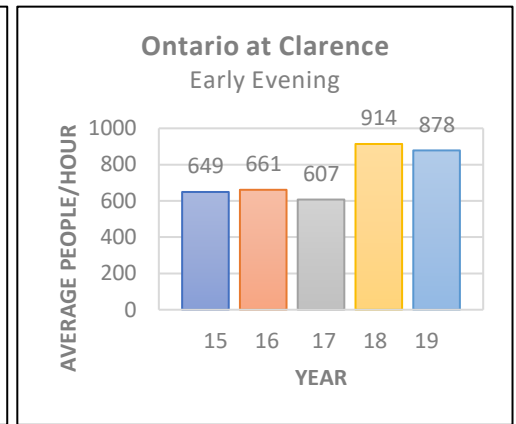
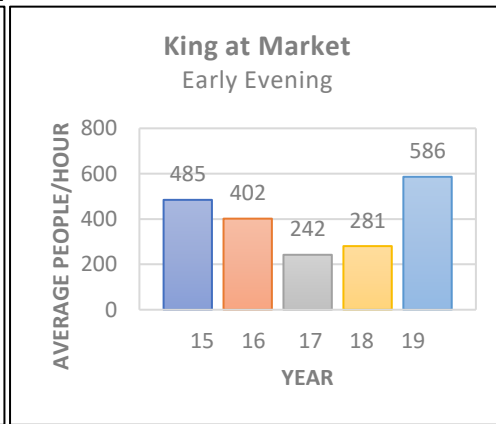
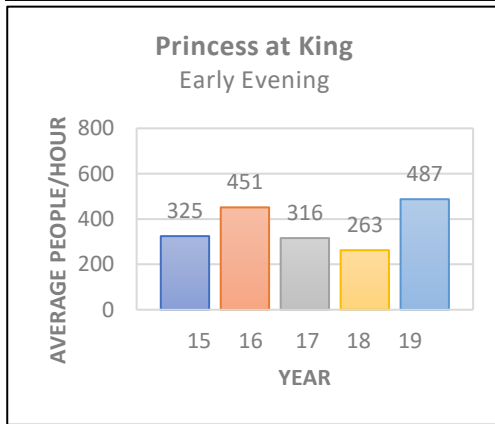
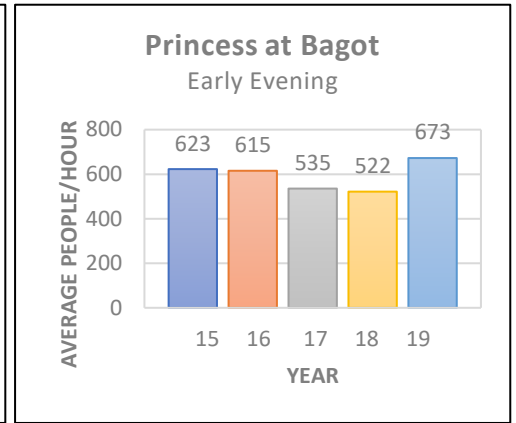
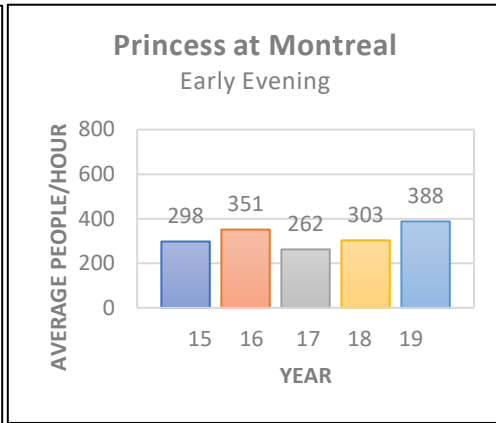
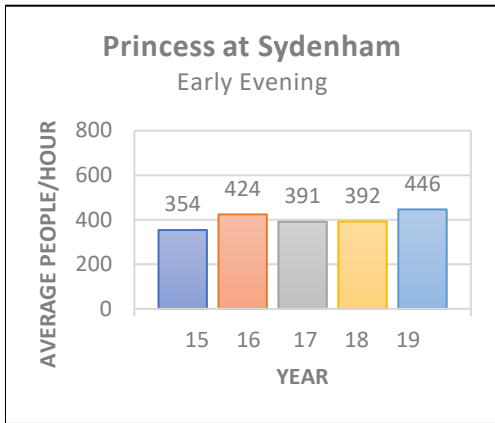
Average Number of People Per Hour - 9:45 a.m to 3:50 p.m.



Average Number of People Per Hour - 9:45 a.m to 11:20 p.m.



Average Number of People Per Hour - 6:15 p.m to 7:50 p.m.



Locations Ranked - Average People Per Hour

Location	9:45 am to 7:50 pm					9:45 am to 3:50 pm					6:15 pm to 7:50 pm					
	YEAR	15	16	17	18	19	15	16	17	18	19	15	16	17	18	19
Princess @ Sydenham		5	5	4	5	6	4	5	3	5	6	4	4	3	3	5
Princess @ Montreal		4	6	7	6	5	2	6	7	6	5	6	6	6	5	7
Princess @ Bagot		1	1	1	1	1	1	1	1	1	1	2	2	2	2	2
Princess @ King		6	2	2	4	4	5	2	2	3	3	5	3	5	7	4
King @ Market		2	3	5	3	3	3	3	4	2	2	3	5	7	6	3
Ontario @ Clarence		3	4	3	2	2	6	4	5	4	4	1	1	1	1	1
Brock E. of Wellington		7	7	6	7	7	7	7	6	7	7	7	7	4	4	6
Wellington S. of Princess		8	9	9	8	9	8	8	9	8	9	9	9	9	9	9
Wellington N. of Queen		10	10	10	10	10	10	10	10	10	10	10	10	10	10	10
Princess @ Barrie		9	8	8	9	8	9	9	8	9	8	8	8	8	8	8

Average Number of People Per Hour - Cumulative

